


## How to maintain the P50 Fire Extinguisher

---



# BRITANNIA FIRE

# How to maintain the P50 Fire Extinguisher



One of the many benefits of the P50 is the ability to maintain the extinguisher in house, reducing annual costs, carbon footprint and improving site security.

The maintenance is as easy as **1 2 3**

**Step 1 – Visual Check**

**Step 2 – Magnet Check**

**Step 3 – Sign off**

The steps are available here, via our [P50 Video](#) or via our free App suitable for use with Apple and Android.



# How to maintain the P50 Fire Extinguisher

## Step 1 – Visual Check

Check the safety pin and pull tight seal are in place.

Check the extinguisher gauges are both showing in the green.

Check the extinguisher is not damaged,  
E.g. writing is clearly visible, no obstructions in the  
nozzle, the handles are not bent etc.

Wipe the extinguisher down with a plain cloth or  
warm water.



# How to maintain the P50 Fire Extinguisher

## Step 1 – Visual Check

Locate the colour stud in the base nozzle holder to confirm year of manufacture of the extinguisher against the colour coded grid on the back to ensure it is within 10 years.




Year of Manufacture Colour Codes Stud Chart	
WHITE	2025
BLACK	2026
GREY	2027
BROWN	2028
ORANGE	2029
PURPLE	2030
YELLOW	2031
GREEN	2032
RED	2033
BLUE	2034

# How to maintain the P50 Fire Extinguisher

## Step 2 – Magnet check


Remove the magnet from the base of the extinguisher.



# How to maintain the P50 Fire Extinguisher

## Step 2 – Magnet check

Check both gauges with the magnet to ensure the needle moves and returns to the green.



# How to maintain the P50 Fire Extinguisher



## Step 3 – Sign off

Sign the back of the unit with permanent marker to show inspection has been carried out.



Installation Date	
Year of Inspection (Add Year)	Examiner's Signature
Year 1 -	
Year 2 -	
Year 3 -	
Year 4 -	
Year 5 -	
Year 6 -	
Year 7 -	
Year 8 -	Refill Required

# How to maintain the P50 Fire Extinguisher



## Britannia Support

If for any reason, the extinguisher does not meet the 3 steps, then please contact our friendly support team who will advise you on the next steps.

Tel: 01508 488416

Email: [sales@britannia-fire.co.uk](mailto:sales@britannia-fire.co.uk)







**BRITANNIA FIRE**



# IN SAFE HANDS

